



CASE STUDY UNIT

Mathematics: Identifying and Addressing Student Errors

Created by

Janice Brown, PhD, Vanderbilt University
Kim Skow, MEd, Vanderbilt University

iris.peabody.vanderbilt.edu or iriscenter.com

Serving: Higher Education Faculty • PD Providers • Practicing Educators

Supporting the preparation of effective educators to improve outcomes for all students, especially struggling learners and those with disabilities

Mathematics: Identifying and Addressing Student Errors

Contents:	Page
Credits	ii
Standards	iii
Introduction	iv
STAR Sheets	
Collecting Data	1
Identifying Error Patterns	4
Word Problems: Additional Error Patterns	10
Determining Reasons for Errors	12
Addressing Error Patterns	14
Case Studies	
Level A, Case 1	19
Level A, Case 2	21
Level B, Case 1	23
Level B, Case 2	25
Level C, Case 1	27

* For an Answer Key to this case study, please email your full name, title, and institutional affiliation to the IRIS Center at iris@vanderbilt.edu.

**Mathematics:
Identifying and Addressing Student Errors**

To Cite This Case Study Unit	Brown J., Skow K., & the IRIS Center. (2016). <i>Mathematics: Identifying and addressing student errors</i> . Retrieved from https://iris.peabody.vanderbilt.edu/wp-content/uploads/pdf_case_studies/ics_matherr.pdf
Content Contributors	Janice Brown Kim Skow
Case Study Developers	Janice Brown Kim Skow
Editor	Jason Miller
Reviewers	Diane Pedrotty Bryant David Chard Kimberly Paulsen Sarah Powell Paul Riccomini
Graphics	Brenda Knight Page 15- Geoboard Credit: Kyle Trevethan

Licensure and Content Standards

This IRIS Case Study aligns with the following licensure and program standards and topic areas.

Council for the Accreditation of Educator Preparation (CAEP)

CAEP standards for the accreditation of educators are designed to improve the quality and effectiveness not only of new instructional practitioners but also the evidence-base used to assess those qualities in the classroom.

- Standard 1: Content and Pedagogical Knowledge

Council for Exceptional Children (CEC)

CEC standards encompass a wide range of ethics, standards, and practices created to help guide those who have taken on the crucial role of educating students with disabilities.

- Standard 1: Learner Development and Individual Learning Differences

Interstate Teacher Assessment and Support Consortium (InTASC)

InTASC Model Core Teaching Standards are designed to help teachers of all grade levels and content areas to prepare their students either for college or for employment following graduation.

- Standard 6: Assessment
- Standard 7: Planning for Instruction

National Council for Accreditation of Teacher Education (NCATE)

NCATE standards are intended to serve as professional guidelines for educators. They also overview the “organizational structures, policies, and procedures” necessary to support them.

- Standard 1: Candidate Knowledge, Skills, and Professional Dispositions

Mathematics: Identifying and Addressing Student Errors

Error analysis is a type of diagnostic assessment that can help a teacher determine *what types* of errors a student is making and *why*. More specifically, it is the process of identifying and reviewing a student's errors to determine whether an error pattern exists—that is, whether a student is making the same type of error consistently. If a pattern does exist, the teacher can identify a student's misconceptions or skill deficits and subsequently design and implement instruction to address that student's specific needs.

Research on error analysis is not new: Researchers around the world have been conducting studies on this topic for decades. Error analysis has been shown to be an effective method for identifying patterns of mathematical errors for any student, with or without disabilities, who is struggling in mathematics.

Benefits of Error Analysis

An error analysis can help a teacher to:

- Identify which steps the student is able to perform correctly (as opposed to simply marking answers either correct or incorrect, something that might mask what it is that the student is doing right)
- Determine what type(s) of errors a student is making
- Determine whether an error is a one-time miscalculation or a persistent issue that indicates an important misunderstanding of a mathematic concept or procedure
- Select an effective instructional approach to address the student's misconceptions and to teach the correct concept, strategy, or procedure

Steps for Conducting an Error Analysis

An error analysis consists of the following steps:

- Step 1. Collect data:** Ask the student to complete at least 3 to 5 problems of the same type (e.g., multi-digit multiplication).
- Step 2. Identify error patterns:** Review the student's solutions, looking for consistent error patterns (e.g., errors involving regrouping).
- Step 3. Determine reasons for errors:** Find out why the student is making these errors.
- Step 4. Use the data to address error patterns:** Decide what type of instructional strategy will best address a student's skill deficits or misunderstandings.

References

- Ashlock, R. B. (2010). *Error patterns in computation* (10th ed.). Boston: Allyn & Bacon.
- Ben-Zeev, T. (1998). Rational errors and the mathematical mind. *Review of General Psychology*, 2(4), 366–383.
- Cox, L. S. (1975). Systematic errors in the four vertical algorithms in normal and handicapped populations. *Journal for Research in Mathematics Education*, 6(4), 202–220.
- Idris, S. (2011). Error patterns in addition and subtraction for fractions among form two students. *Journal of Mathematics Education*, 4(2), 35–54.
- Kingsdorf, S., & Krawec, J. (2014). Error analysis of mathematical word problem solving across students with and without learning disabilities. *Learning Disabilities Research & Practice*, 29(2), 66–74.
- Radatz, H. (1979). Error analysis in mathematics education. *Journal for Research in Mathematics Education*, 10(3), 163–172.
- Riccomini, P. J. (2014). *Identifying and using error patterns to inform instruction for students struggling in mathematics*. Webinar slideshow.
- Yetkin, E. (2003). Student difficulties in learning elementary mathematics. *ERIC Clearinghouse for Science, Mathematics, and Environmental Education*. Retrieved from <http://www.ericdigests.org/2004-3/learning.html>

References for the Following Cases

- Ashlock, R. B. (2010). *Error patterns in computation* (10th ed.). Boston: Allyn & Bacon.
- Sherman, H. J., Richardson, L. I., & Yard, G. J. (2009). *Teaching learners who struggle with mathematics: Systematic intervention and remediation* (2nd ed.). Upper Saddle River, NJ: Merrill/Pearson.
- Chapin, S. H. (1999). *Middle grades math: Tools for success (course 2): Practice workbook*. New Jersey: Prentice-Hall.



What a STAR Sheet is

A STAR (STrategies And Resources) Sheet provides you with a description of a well-researched strategy that can help you solve the case studies in this unit.

Mathematics: Identifying and Addressing Student Errors

Collecting Data

About the Strategy

Collecting data involves asking a student to complete a worksheet, test, or progress monitoring measure containing a number of problems of the same type.

What the Research and Resources Say

- Error analysis data can be collected using formal (e.g., chapter test, standardized test) or informal (e.g., homework, in-class worksheet) measures (Riccomini, 2014).
- Error analysis is one form of diagnostic assessment. The data collected can help teachers understand *why* students are struggling to make progress on certain tasks and align instruction with the student's specific needs (National Center on Intensive Intervention, n.d.; Kingsdorf & Krawec, 2014).
- To help determine an error pattern, the data collection measure must contain at a minimum three to five problems of the same type (Special Connections, n.d.).

Identifying Data Sources

To conduct an error analysis for mathematics, the teacher must first collect data. She can do so by using a number of materials completed by the student (i.e., student product). These include worksheets, progress monitoring measures, assignments, quizzes, and chapter tests. Homework can also be used, assuming the teacher is confident that the student completed the assignment independently. Regardless of the type of student product used, it should contain at a minimum **three to five** problems of the same type. This allows a sufficient number of items with which to determine error patterns.

Scoring

To better understand why students are struggling, the teacher should mark *each incorrect digit* in a student's answer, as opposed to simply marking the entire answer incorrect. Evaluating each digit in the answer allows the teacher to more quickly and clearly identify the student's error and to determine whether the student is consistently making this error across a number of problems. For example, take a moment to examine the worksheet below. By marking the incorrect digits, the teacher can determine that, although the student seems to understand basic math facts, he is not regrouping the "1" to the ten's column in his addition problems.

Note: Marking each incorrect digit might not always reveal the error pattern. Review the STAR Sheets *Identifying Error Patterns*, *Word Problems: Additional Error Patterns*, and *Determining Reasons for Errors* to learn about identifying the different types of errors students make.

Name: Rashid

Date: 10/27/XXXX

1.

$$\begin{array}{r} 64 \\ + 57 \\ \hline 111 \end{array}$$

2.

$$\begin{array}{r} 82 \\ + 99 \\ \hline 171 \end{array}$$

3.

$$\begin{array}{r} 99 \\ - 71 \\ \hline 28 \end{array}$$

4.

$$\begin{array}{r} 24 \\ \times 7 \\ \hline 1428 \end{array}$$

5.

$$\begin{array}{r} 49 \\ + 33 \\ \hline 712 \end{array}$$

6.

$$\begin{array}{r} 15r2 \\ 5 \overline{)77} \\ \underline{5} \\ 27 \\ \underline{25} \\ 2 \end{array}$$

7.

$$\begin{array}{r} 66 \\ + 23 \\ \hline 89 \end{array}$$

8.

$$\begin{array}{r} 12 \\ \times 4 \\ \hline 48 \end{array}$$

9.

$$\begin{array}{r} 59 \\ - 36 \\ \hline 23 \end{array}$$

10.

$$\begin{array}{r} 15 \\ \times 7 \\ \hline 715 \end{array}$$

11.

$$\begin{array}{r} 12r5 \\ 7 \overline{)89} \\ \underline{7} \\ 19 \\ \underline{14} \\ 5 \end{array}$$

12.

$$\begin{array}{r} 65 \\ - 33 \\ \hline 32 \end{array}$$

13.

$$\begin{array}{r} 24 \\ 4 \overline{)96} \\ \underline{8} \\ 16 \\ \underline{16} \\ 0 \end{array}$$

14.

$$\begin{array}{r} 34 \\ - 13 \\ \hline 21 \end{array}$$

15.

$$\begin{array}{r} 71 \\ \times 3 \\ \hline 213 \end{array}$$

16.

$$\begin{array}{r} 4r5 \\ 7 \overline{)33} \\ \underline{28} \\ 5 \end{array}$$

Tips

- Typically, addition, subtraction, and multiplication problems should be scored from RIGHT to LEFT. By scoring from right to left, the teacher will be sure to note incorrect digits in the place value columns. However, division problems should be scored LEFT to RIGHT.
- If the student is not using a traditional algorithm to arrive at a solution, but instead using a partial algorithm (e.g., partial sums, partial products) then addition, subtraction, multiplication, and division problems should be scored from LEFT to RIGHT.

References

- Kingsdorf, S., & Krawec, J. (2014). Error analysis of mathematical word problem solving across students with and without learning disabilities. *Learning Disabilities Research and Practice*, 29(2), 66–74.
- National Center on Intensive Intervention. (n.d.). *Informal academic diagnostic assessment: Using data to guide intensive instruction. Part 3: Miscue and skills analysis*. PowerPoint slides. Retrieved from <http://www.intensiveintervention.org/resource/informal-academic-diagnostic-assessment-using-data-guide-intensive-instruction-part-3>
- Riccomini, P. J. (2014). *Identifying and using error patterns to inform instruction for students struggling in mathematics*. Webinar series, Region 14 State Support Team.
- Special Connections. (n.d.). *Error pattern analysis*. Retrieved from <http://www.specialconnections.ku.edu/~speconn/page/instruction/math/pdf/patternanalysis.pdf>
- The University of Chicago School Mathematics Project. (n.d.). *Learning multiple methods for any mathematical operation: Algorithms*. Retrieved from <http://everydaymath.uchicago.edu/about/why-it-works/multiple-methods/>

Mathematics: Identifying and Addressing Student Errors

Identifying Error Patterns

About the Strategy

Identifying error patterns refers to determining the type(s) of errors made by a student when he or she is solving mathematical problems.

What the Research and Resources Say

- Three to five errors on a particular type of problem constitute an error pattern (Howell, Fox, & Morehead, 1993; Radatz, 1979).
- Typically, student mathematical errors fall into three broad categories: factual, procedural, and conceptual. Each of these errors is related either to a student's lack of knowledge or a misunderstanding (Fisher & Frey, 2012; Riccomini, 2014).
- Not every error is the result of a lack of knowledge or skill. Sometimes, a student will make a mistake simply because he was fatigued or distracted (i.e., careless errors) (Fisher & Frey, 2012).
- Procedural errors are the most common type of error (Riccomini, 2014).
- Because conceptual and procedural knowledge often overlap, it is difficult to distinguish conceptual errors from procedural errors (Rittle-Johnson, Siegler, & Alibali, 2001; Riccomini, 2014).

Types of Errors

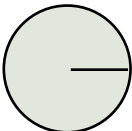
1. **Factual errors** are errors due to a lack of factual information (e.g., vocabulary, digit identification, place value identification).
2. **Procedural errors** are errors due to the incorrect performance of steps in a mathematical process (e.g., regrouping, decimal placement).
3. **Conceptual errors** are errors due to misconceptions or a faulty understanding of the underlying principles and ideas connected to the mathematical problem (e.g., relationship among numbers, characteristics, and properties of shapes).

FYI

Another type of error that a student might make is a careless error. The student fails to correctly solve a given mathematical problem despite having the necessary skills or knowledge. This might happen because the student is tired or distracted by activity elsewhere in the classroom. Although teachers can note the occurrence of such errors, doing so will do nothing to identify a student's skill deficits. For many students, simply pointing out the error is all that is needed to correct it. However, it is important to note that students with learning disabilities often make careless errors.

Common Factual Errors

Factual errors occur when students lack factual information (e.g., vocabulary, digit identification, place value identification). Review the table below to learn about some of the common factual errors committed by students.

Factual Error	Examples
Has not mastered basic number facts: The student does not know basic mathematics facts and makes errors when adding, subtracting, multiplying, or dividing single-digit numbers.	$3 + 2 = 7$ $7 - 4 = 2$ $2 \times 3 = 7$ $8 \div 4 = 3$
Misidentifies signs	$2 \times 3 = 5$ (The student identifies the multiplication sign as an addition sign.) $8 \div 4 = 4$ (The student identifies the division sign as a minus sign.)
Misidentifies digits	The student identifies a 5 as a 2.
Makes counting errors	1, 2, 3, 4, 5, 7, 8, 9 (The student skips 6.)
Does not know mathematical terms (vocabulary)	The student does not understand the meaning of terms such as <i>numerator</i> , <i>denominator</i> , <i>greatest common factor</i> , <i>least common multiple</i> , or <i>circumference</i> .
Does not know mathematical formulas	The student does not know the formula for calculating the area of a circle. 

Common Procedural Errors

Procedural knowledge is an understanding of *what* steps or procedures are required to solve a problem. *Procedural errors* occur when a student incorrectly applies a rule or an algorithm (i.e., the formula or step-by-step procedure for solving a problem). Review the table below to learn more about some common procedural errors.

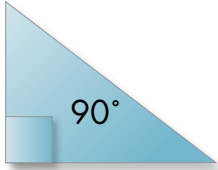

Procedural Error	Examples	
Regrouping Errors		
Forgetting to regroup: The student forgets to regroup (carry) when adding, multiplying, or subtracting.	$\begin{array}{r} 77 \\ + 54 \\ \hline 121 \end{array}$	The student added $7 + 4$ correctly but didn't regroup one group of 10 to the tens column.
	$\begin{array}{r} 123 \\ - 76 \\ \hline 53 \end{array}$	The student does not regroup one group of 10 from the tens column, but instead subtracted the number that is less (3) from the greater number (6) in the ones column.
	$\begin{array}{r} 56 \\ \times 2 \\ \hline 102 \end{array}$	After multiplying 2×6 , the student fails to regroup one group of 10 from the tens column.
Regrouping across a zero: When a problem contains one or more 0's in the minuend (top number), the student is unsure of what to do.	$\begin{array}{r} 304 \\ - 21 \\ \hline 323 \end{array}$	The student subtracted the 0 from the 2 instead of regrouping.
Performing incorrect operation: Although able to correctly identify the signs (e.g., addition, minus), students often subtract when they are suppose to add, or vice versa. However, students might also perform other incorrect operations, such as multiplying instead of adding.	$\begin{array}{r} 234 \\ - 45 \\ \hline 279 \end{array}$	The student added instead of subtracting.
	$\begin{array}{r} 3 \\ + 2 \\ \hline 6 \end{array}$	The student multiplied instead of adding.
Fraction Errors		
Failure to find common denominator when adding and subtracting fractions	$\frac{3}{4} + \frac{1}{3} = \frac{4}{7}$	The student added the numerators and then the denominators without finding the common denominator.
Failure to invert and then multiply when dividing fractions	$\frac{1}{2} \div 2 = \frac{1}{2} \times \frac{2}{1} = \frac{2}{2} = 1$	The student did not invert the 2 to $\frac{1}{2}$ before multiplying to get the correct answer of $\frac{1}{4}$.
Failure to change the denominator in multiplying fractions	$\frac{2}{8} \times \frac{5}{8} = \frac{10}{8}$	The student did not multiply the denominators to get the correct answer.
Incorrectly converting a mixed number to an improper fraction	$1\frac{1}{2} = \frac{4}{2}$	To find the numerator, the student added $2 + 1 + 1$ to get 4, instead of following the correct procedure ($2 \times 1 + 1 = 3$).

Procedural Error cont	Examples cont	
Decimal Errors		
Not aligning decimal points when adding or subtracting: The student aligns the numbers without regard to where the decimal is located.	$\begin{array}{r} 120.4 \\ \pm \\ 63.21 \\ \hline 75.25 \end{array}$	The student did not align the decimal points to show digits in like places. In this case, .4 and .2 are in the tenths place and should be aligned.
Not placing decimal in appropriate place when multiplying or dividing: The student does not count and add the number of decimal places in each factor to determine the number of decimal places in the product. <i>Note: This could also be a conceptual error related to place value.</i>	$\begin{array}{r} 3.4 \\ \times .2 \\ \hline 6.8 \end{array}$	As with adding or subtracting, the student aligns the decimal point in the product with the decimal points in the factors. The student did not count and add the number of decimal places in each factor to determine the number of decimal places in the product

Common Conceptual Errors

Conceptual knowledge is an understanding of underlying ideas and principles and a recognition of when to apply them. It also involves understanding the relationships among ideas and principles. *Conceptual errors* occur when a student holds misconceptions or lacks understanding of the underlying principles and ideas related to a given mathematical problem (e.g., the relationship between numbers, the characteristics and properties of shapes). Examine the table below to learn more about some common conceptual errors.

Conceptual Error	Examples	
Misunderstanding of place value: The student doesn't understand place value and records the answer so that the numbers are not in the appropriate place value position.	$\begin{array}{r} 67 \\ + 4 \\ \hline 17 \end{array}$	The student added all the numbers together ($6 + 7 + 4 = 17$), not understanding the values of the ones and tens columns.
	$\begin{array}{r} 10 \\ + 9 \\ \hline 91 \end{array}$	The student recorded the answer with the numbers reversed, disregarding the appropriate place value position of the numbers or digits.
	Write the following as a number:	When expressing a number beyond two digits, the student does not have a conceptual understanding of the place value position.
	a) seventy-six b) nine hundred seventy-four c) six thousand, six hundred twenty-four Student answer: a) 76 b) 90074 c) 600060024	

Conceptual Error cont.	Examples cont.	
Overspecialization: Because of lack of conceptual understanding, the student incorrectly applies rules or knowledge to novel situations.	$\begin{array}{r} 321 \\ - 245 \\ \hline 124 \end{array}$	Regardless of whether the greater number is in the minuend (top number) or subtrahend (bottom number), the student always subtracts the number that is less from the greater number, as is done with single-digit subtraction.
	Put the following fractions in order from smallest to largest. $\frac{77}{486}$ $\frac{1}{351}$ $\frac{12}{200}$	The student puts fractions in the order $\frac{12}{200}$, $\frac{1}{351}$, $\frac{77}{486}$, because he doesn't understand the relation between the numerator and its denominator; that is, larger denominators mean smaller fractional parts.
Overspecialization: Because of lack of conceptual understanding, the student develops an overly narrow definition of a given concept or of when to apply a rule or algorithm.	Which of the triangles below are right triangles?	The student chooses <i>a</i> because she only associates a right triangle with those with the same orientation as <i>a</i> .
	a) 	
	b) 	
	c) both Student answer: a	

References

- Ashlock, R. B. (2010). *Error patterns in computation* (10th ed.). Boston: Allyn & Bacon.
- Ben-Hur, M. (2006). *Concept-rich mathematics instruction*. Alexandria, VA: ASCD.
- Cohen, L. G., & Spenciner, L. J. (2007). *Assessment of children and youth with special needs* (3rd ed.). Upper Saddle River, NJ: Pearson.
- Educational Research Newsletter and Webinars. (n.d.). *Students' common errors in working with fractions*. Retrieved from <http://www.ernweb.com/educational-research-articles/students-common-errors-misconceptions-about-fractions/>
- El Paso Community College. (2009). *Common mistakes: Decimals*. Retrieved from http://www.epcc.edu/CollegeReadiness/Documents/Decimals_0-40.pdf
- El Paso Community College. (2009). *Common mistakes: Fractions*. Retrieved from http://www.epcc.edu/CollegeReadiness/Documents/Fractions_0-40.pdf
- Fisher, D., & Frey, N. (2012). Making time for feedback. *Feedback for Learning*, 70(1), 42–46.
- Howell, K. W., Fox, S., & Morehead, M. K. (1993). *Curriculum-based evaluation: Teaching and decision-making*. Pacific Grove, CA: Brooks/Cole.
- National Council of Teachers of Mathematics. (2000). *Principles and standards for school mathematics*. Reston, VA: Author.
- Riccomini, P. J. (2014). *Identifying and using error patterns to inform instruction for students struggling in mathematics*. Webinar series, Region 14 State Support Team.
- Radatz, H. (1979). Error analysis in mathematics education. *Journal for Research in Mathematics Education*, 10(3), 163–172.
- Rittle-Johnson, B., Siegler, R. S., & Alibali, M. W. (2001). Developing conceptual understanding and procedural skill in mathematics: An iterative process. *Journal of Educational Psychology*, 93(2), 346–362.
- Sherman, H. J., Richardson, L. I., & Yard, G. J. (2009). *Teaching learners who struggle with mathematics: Systematic intervention and remediation* (2nd ed.). Upper Saddle River, NJ: Merrill/Pearson.
- Siegler, R., Carpenter, T., Fennell, F., Geary, D., Lewis, J., Okamoto, Y., Thompson, L., & Wray, J. (2010). *Developing effective fractions instruction for kindergarten through 8th grade: A practice guide* (NCEE #2010-4039). Washington, DC: National Center for Education Evaluation and Regional Assistance, Institute of Education Sciences, U.S. Department of Education. Retrieved from http://ies.ed.gov/ncee/wwc/pdf/practice_guides/fractions_pg_093010.pdf
- Special Connections. (n.d.). *Error pattern analysis*. Retrieved from <http://www.specialconnections.ku.edu/~speconn/page/instruction/math/pdf/patternanalysis.pdf>
- Yetkin, E. (2003). *Student difficulties in learning elementary mathematics*. ERIC Clearinghouse for Science, Mathematics, and Environmental Education. Retrieved from <http://www.ericdigests.org/2004-3/learning.html>

Mathematics: Identifying and Addressing Student Errors

Word Problems: Additional Error Patterns

About the Strategy

A **word problem** presents a hypothetical real-world scenario that requires a student to apply mathematical knowledge and reasoning to reach a solution.

What the Research and Resources Say

- Students consider computational exercises more difficult when they are expressed as word problems rather than as number sentences (e.g., $3 + 2 =$) (Sherman, Richardson, & Yard, 2009).
- When they solve word problems, students struggle most with understanding what the problem is asking them to do. More specifically, students might not recognize the problem type and therefore do not know what strategy to use to solve it (Jitendra et al., 2007; Sherman, Richardson, & Yard, 2009; Powell, 2011; Shin & Bryant, 2015).
- Word problems require a number of skills to solve (e.g., reading text, comprehending text, translating the text into a number sentence, determining the correct algorithm to use). As a result, many students, especially those with math and/or reading difficulties, find word problems challenging (Powell, Fuchs, Fuchs, Cirino, & Fletcher, 2009; Reys, Lindquist, Lambdin, & Smith, 2015).
- Word problems are especially difficult for students with learning disabilities (Krawec, 2014; Shin & Bryant, 2015).

Common Difficulties Associated with Solving Word Problems

A student might solve word problems incorrectly due to factual, procedural, or conceptual errors. However, a student might encounter additional difficulties when trying to solve word problems, many of which are associated with reading skill deficits, such as those described below.

Poor vocabulary knowledge: The student does not understand many mathematics terms (e.g., *difference, factor, denominator*).

Limited reading skills: The student has difficulty reading text with vocabulary and complex sentence structure. Because of this, the student struggles to understand what is being asked.

Inability to identify relevant information: The student has difficulty determining which pieces of information are relevant and which are irrelevant to solving the problem.

Lack of prior knowledge: The student has limited experience with the context in which the problem is embedded. For example, a student unfamiliar with cooking might have difficulty solving a fraction problem presented within the context of baking a pie.

Inability to translate the information into a mathematical equation: The student has difficulty translating the information in the word problem into a mathematical equation that they can solve. More specifically, the student might not be able to put the numbers in the correct order in the equation or determine the correct operation to use.

Example

The word problem below illustrates why students might have difficulty solving this type of problem.

Jonathan would like to buy a new 21-speed bicycle. The bike costs \$119.76. Jonathan received \$25 for his birthday. He also worked for 3 months last summer and earned \$59.50. Find the difference between what the bike costs and the amount of money Jonathan has.

In addition to solving this word problem incorrectly due to factual, procedural, or conceptual errors, the student might struggle for reasons related to reading skill deficits.

- Poor vocabulary knowledge—The student might be unfamiliar with the term *difference*.
- Limited reading skills—The student might struggle with the problem's final sentence because of its complex structure. If the student doesn't understand some of the vocabulary (e.g., *received*, *earned*), it might impede his or her ability to solve the problem.
- Inability to identify relevant information—The student might attend to irrelevant information, such as the type of bicycle or the number of months Jonathan worked, and therefore solve the problem incorrectly.
- Lack of prior knowledge—The student might have limited knowledge about the process of making purchases.
- Inability to translate information into a mathematical equation—The student might have difficulty determining which operations to perform with which numbers. This situation might be made worse in cases involving problems with multiple steps.

References

- Jitendra, A. K., Griffin, C. C., Haria, P., Leh, J., Adams, A., & Kaduvettoor, A. (2007). A comparison of single and multiple strategy instruction on third-grade students' mathematical problem solving. *Journal of Educational Psychology*, 99(1), 115–127.
- Krawec, J. L. (2014). Problem representation and mathematical problem solving of students of varying math ability. *Journal of Learning Disabilities*, 47(2), 103–115.
- Powell, S. R. (2011). Solving word problems using schemas: A review of the literature. *Learning Disabilities Research & Practice*, 26(2), 94–108.
- Powell, S. R., Fuchs, L. S., Fuchs, D., Cirino, P. T., & Fletcher, J. M. (2009). Do word-problem features differentially affect problem difficulty as a function of students' mathematics difficulty with and without reading difficulty? *Journal of Learning Disabilities* 20(10), 1–12
- Reys, R., Lindquist, M. M., Lambdin, D. V., & Smith, N. L. (2015). *Helping children learn mathematics* (11th ed.). Hoboken, NJ: John Wiley & Sons.
- Sherman, H. J., Richardson, L. I., & Yard, G. J. (2009). *Teaching learners who struggle with mathematics: Systematic intervention and remediation* (2nd ed.). Upper Saddle River, NJ: Merrill/Pearson.
- Shin, M., & Bryant, D. P. (2015). A synthesis of mathematical and cognitive performances of students with mathematics learning disabilities. *Journal of Learning Disabilities*, 48(1), 96–112.

Mathematics: Identifying and Addressing Student Errors

Determining Reasons for Errors

About the Strategy

Determining the reason for errors is the process through which teachers determine why the student is making a particular type of error.

What the Research and Resources Say

- To help them to improve their mathematical performance, teachers must first identify and understand why students make particular errors (Radatz, 1979; Yetkin, 2003).
- Typically, a student's errors are not random; instead, they are often based on incorrect algorithms or procedures applied systematically (Cox, 1975; Ben-Zeev, 1998).
- Knowing what a student is thinking when she is solving a problem can be a rich source of information about what she does and does not understand (Hunt & Little, 2014; Baldwin & Yun, 2012).

Helpful Strategies

Determining exactly why a student is making a particular error is important in that it informs the teacher's instructional response. Though it is sometimes obvious why a student is making a certain type of errors, at other times determining a reason proves more difficult. In these latter instances, the teacher can use one or more of the following strategies.

Interview the student—It is sometimes unclear why a student is making a particular type of error. For example, it can be difficult for a teacher to distinguish between procedural or conceptual errors. For this reason, it can be beneficial to ask a student to talk through his or her process for solving the problem. Teachers can ask general questions such as "How did you come up with that answer?" or prompt the student with statements such as "Show me how you got that answer." Another reason teachers might want to interview the student is to make sure the student has the prerequisite skills to solve the problem.

Observe the student—A student might also reveal information through nonverbal means. This can include gestures, pauses, signs of frustration, and self-talk. The teacher can use information of this type to identify at what point in the problem-solving task that the student experiences difficulty or frustration. It can also help the teacher determine which procedure or set of rules a student is applying and why.

Look for exceptions to an error pattern—In addition to looking for error patterns, a teacher should note instances when the student does not make the same error on the same type of problem. This, too, can be informative because it might indicate that the student has partial or basic understanding of the concept in question. For example, Cammy completed a worksheet on multiplying whole numbers by fractions. She seemed to get most of them wrong; however, she correctly answered the problems in which the fraction was $\frac{1}{2}$. This seems to indicate that, though Cammy conceptually understands what $\frac{1}{2}$ of a whole is, she most likely does not know the process for multiplying whole numbers by fractions.

Considerations for Students with Learning Disabilities

Approximately 5–8% of students exhibit mathematics learning disabilities. Therefore, it is important to understand that their unique learning differences might impact their ability to learn and correctly choose and apply solution strategies to solve mathematics problems. A few characteristics that teachers might notice with students with learning disabilities is that these students often:

- Have difficulty mastering basic number facts
- Make computational errors even though they might have a strong conceptual understanding
- Have difficulty making the connection between concrete objects and semiabstract (visual representations) or abstract knowledge or mathematical symbols
- Struggle with mathematical terminology and written language
- Have visual-spatial deficits, which result in difficulty visualizing mathematical concepts (although this is quite rare)

References

- Baldwin, E. E., & Yun, J. T. (2012). *Mathematics curricula and formative assessments: Toward an error-based approach to formative data use in mathematics*. Santa Barbara, CA: University of California Educational Evaluation Center.
- Ben-Zeev, T. (1998). Rational errors and the mathematical mind. *Review of General Psychology*, 2(4), 366–383.
- Cox, L. S. (1975). Systematic errors in the four vertical algorithms in normal and handicapped populations. *Journal for Research in Mathematics Education*, 6(4), 202–220.
- Garnett, K. (n.d.). *Math learning disabilities*. Retrieved from http://www.ldonline.org/article/Math_Learning_Disabilities
- Hunt, H. H., & Little, M. E. (2014). Intensifying interventions for students by identifying and remediating conceptual understandings in mathematics. *Teaching Exceptional Children*, 46(6), 187–196.
- PBS, & the WGBH Educational Foundation. (2002). *Difficulties with mathematics*. Retrieved from <http://www.pbs.org/wgbh/misunderstoodminds/mathdiffs.html>
- Radatz, H. (1979). Error analysis in mathematics education. *Journal for Research in Mathematics Education*, 10(3), 163–172.
- Sherman, H. J., Richardson, L. I., & Yard, G. J. (2009). *Teaching learners who struggle with mathematics: Systematic intervention and remediation*. Upper Saddle River, NJ: Pearson.
- Shin, M., & Bryant, D. P. (2015). A synthesis of mathematical and cognitive performances of students with mathematics learning disabilities. *Journal of Learning Disabilities*, 48(1), 96–112.
- Special Connections. (n.d.). *Error pattern analysis*. Retrieved from <http://specialconnections.ku.edu/~speconn/page/instruction/math/pdf/patternanalysis.pdf>
- Yetkin, E. (2003). *Student difficulties in learning elementary mathematics*. ERIC Clearinghouse for Science, Mathematics, and Environmental Education. Retrieved from <http://www.ericdigests.org/2004-3/learning.html>

Mathematics: Identifying and Addressing Student Errors

Addressing Error Patterns

About the Strategy

Addressing error patterns is the process of providing instruction that focuses on a student's specific error.

What the Research and Resources Say

- Students will continue to make procedural errors if they do not receive targeted instruction to address those errors. Simply providing more opportunities to practice working a given problem is typically not effective (Riccomini, 2014).
- By conducting an error analysis, the teacher can target specific misunderstandings or missteps, rather than re-teaching the entire skill or concept (Fisher & Frey, 2012).
- Without intervention, students have been shown to continue to apply the same error patterns one year later (Cox, 1975).
- Addressing a student's conceptual errors might require the use of concrete or visual representations, as well as a great deal of re-teaching. Students can often use concrete objects to solve problems that they initially answered incorrectly (Riccomini, 2014; Yetkin, 2003).
- Simply teaching the formula or the steps to solve a mathematics problem is typically not sufficient to help students gain conceptual understanding (Sweetland & Fogarty, 2008).

How To Address Student Errors

After the teacher has determined what types of error(s) a student is making, he or she can address the error in the following way.

Discuss the error with the student: After the teacher has interviewed the student and examined work products, the teacher should briefly describe the student's error and explain that they will work together to correct it.

Provide effective instruction to address the student's specific error: The teacher should target the student's specific error instead of re-teaching how to work this type of problem in general. For example, if a student's error is related to not regrouping during addition, the teacher should focus on where exactly in the process the student makes the error. The teacher must pinpoint the instruction to focus on the error and help the student to understand what he is doing incorrectly. Simply re-teaching the lesson will not ensure that the student understands the error and how to correctly solve the problem.

Use effective strategies: With the type of error in mind, the teacher should select an effective strategy that will help to correct the student's misunderstandings or missteps. Below are two effective strategies that teachers might find helpful to address some—if not all—error patterns.

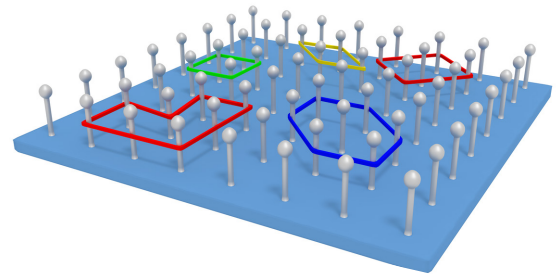
Keep in Mind

The type of instruction a teacher uses to correct conceptual errors will likely differ from that used to address factual or procedural errors. Simply teaching a student the formula or the steps to solve a mathematics problem will not help the student gain conceptual understanding.

Manipulatives

Manipulatives are concrete objects—for example, base-ten blocks, a geoboard, or integer chips—that a student can use to develop a *conceptual* understanding of mathematic topics. These objects help a student to represent the mathematical idea she is trying to learn or the problem she is trying to solve. For example, the teacher might demonstrate the idea of fractions by using fraction blocks or fraction strips. It is important that the teacher make explicit the connection between the concrete object and the abstract or the symbolic concept being taught. After a student has gained a basic understanding of the mathematical concept, the concrete objects should be replaced by visual representations such as images of a number line or geoboard (a small board with nails on which students stretch rubber bands to explore a variety of basic geometry concepts). The goal is for the student to eventually understand and apply the concept with numerals and symbols.

It is important that the teacher's instruction match the needs of the student. Teachers should keep in mind that some students will need concrete objects to understand a concept, whereas others will be able to understand the concept using visual representations. Additionally, some students will require the support of concrete objects longer than will other students.



Geoboard
Credit: Kyle Trevethan

FYI

Recall that students with learning disabilities sometimes have visual-spatial deficits, which makes it difficult for them to learn concepts using visual representations. For these students, teachers should teach concepts using concrete materials accompanied by strong, precise verbal descriptions or explanations.

Explicit, systematic instruction

Explicit, systematic instruction involves teaching a specific skill or concept in a highly structured environment using clear, direct language and incorporating the components listed in the table below.

Components of Explicit Instruction	
Modeling	<ul style="list-style-type: none">• The teacher models thinking aloud to demonstrate the completion of a few sample problems.• The teacher leads the student through more sample problems.• The teacher points out difficult aspects of the problems.
Guided Practice	<ul style="list-style-type: none">• The student completes problems with the help of either teacher or peer guidance.• The teacher monitors the student's work.• The teacher offers positive corrective feedback.
Independent Practice	<ul style="list-style-type: none">• The student completes the problems independently.• The teacher checks the student's performance on independent work.

Adapted from *Bender (2009), pp. 31–32*

Reassess student skills: After providing instruction to correct the student's error(s), the teacher should conduct a formal or informal assessment to make sure that the student has mastered the skill or concept in question.

Instructional Tips

- **Check for prerequisite skills:** Make sure the student has the prerequisite skills needed to solve the problem with which he has been struggling. For example, if the student is making errors while adding two-digit numbers, the teacher needs to make sure the student knows basic math facts. If the student lacks the necessary pre-skills, the teacher should begin instruction at that point.
- **Model examples and nonexamples:** Be sure to model the completion of a minimum of three to five problems of the kind the student is struggling with. Add at least one nonexample of the error pattern to prevent overgeneralization (incorrectly applying the rule or knowledge to novel situations) and overspecialization (developing an overly narrow definition of the concept of or when to apply a rule or procedure). For example, in the case of a student who does not regroup when subtracting, a teacher modeling how to solve this type of problem should also include problems that do not require regrouping.

Problems 1 and 3 are examples that require regrouping, whereas problem 2, which does not require regrouping, is a nonexample.

$$\begin{array}{r} 1. \quad 121 \\ - \quad 17 \\ \hline \end{array}$$

$$\begin{array}{r} 2. \quad 231 \\ - \quad 120 \\ \hline \end{array}$$

$$\begin{array}{r} 3. \quad 376 \\ - \quad 229 \\ \hline \end{array}$$

- **Pinpoint error:** During modeling and guided practice, focus only on the place in the problem where the student makes an error. It is not necessary to work through the entire problem. For example, if the student's error pattern is that she fails to find the common denominator when adding and subtracting fractions, the teacher would only model the process and explain the underlying conceptual knowledge of finding the common denominator. She would stop at that point, as opposed to completing the problem because the student knows the process from that point forward. The teacher should then continue in same manner for the remaining problems.

$$\frac{1}{4} + \frac{1}{2}$$

$$\frac{1}{4} + \frac{2}{4}$$

[Stop at this point because you have addressed the error pattern; the student knows how to add fractions.]

- **Provide ample opportunities for practice:** As with modeling, provide a minimum of three to five problems for guided practice, making sure to include a nonexample.
- **Start with simple problems:** During modeling and guided practice, begin with simple problems and gradually progress to more difficult ones as the student gains an understanding of the error and how to correctly complete the problem.
- **Move the error around:** When possible, move the error around so that it does not always occur in the same place. For example, if the student's error is not regrouping when multiplying, the teacher should include examples that require regrouping in the ones and tens column, instead of always requiring the regrouping to occur in the ones column.

References

- Colarusso, R., & O'Rourke, C. (2004). *Special education for all teachers* (3rd ed.). Dubuque, IA: Kendall Hunt.
- Cox, L. S. (1975). Systematic errors in the four vertical algorithms in normal and handicapped populations. *Journal for Research in Mathematics Education*, 6(4), 202–220.
- Fisher, D., & Frey, N. (2012). Making time for feedback. *Feedback for Learning*, 70(1), 42–46.
- Riccomini, P. J. (2014). *Identifying and using error patterns to inform instruction for students struggling in mathematics*. Webinar series, Region 14 State Support Team. Retrieved from <http://www.ohioregion14.org/perspectives/?p=1005>
- Sweetland, J., & Fogarty, M. (2008). Prove it! Engaging teachers as learners to enhance conceptual understanding. *Teaching Children Mathematics*, 68–73. Retrieved from <http://www.uen.org/utahstandardsacademy/math/downloads/level-2/5-2-ProveIt.pdf>
- Yetkin, E. (2003). *Student difficulties in learning elementary mathematics*. ERIC Clearinghouse for Science, Mathematics, and Environmental Education. Retrieved from <http://www.ericdigests.org/2004-3/learning.html>

Mathematics: Identifying and Addressing Student Errors

Level A • Case 1

Background

Student: Dalton

Age: 12

Grade: 7th

Scenario

Mrs. Moreno, a seventh-grade math teacher, is concerned about Dalton's performance. Because Dalton has done well in her class up to this point, she believes that he has strong foundational mathematics skills. However, since beginning the lessons on multiplying decimals, Dalton has performed poorly on his independent classroom assignments. Mrs. Moreno decides to conduct an error analysis on his last homework assignment to determine what type of error he is making.

Possible Strategies

- Collecting Data
- Identifying Error Patterns



Assignment

1. Read the *Introduction*.
2. Read the STAR Sheets for the possible strategies listed above.
3. Score Dalton's classroom assignment below. For ease of scoring, an answer key has been provided.
4. Examine the scored worksheet and determine Dalton's error pattern.

Answer Key

1) 7.488 2) 3.065 3) 0.5976 4) .00084 5) .5040 6) 2.6724
7) .006084 8) 7.602 9) .00183 10) 4.6098 11) \$39.00 12) 732.48 cm

Dalton
1/21/14

$$\begin{array}{r} 1. \quad \overset{7}{.}78 \\ \times 9.6 \\ \hline 468 \\ 702 \\ \hline 74.88 \end{array}$$

$$\begin{array}{r} 2. \quad \overset{1}{6}1.3 \\ \times .05 \\ \hline 3065 \\ 000 \\ \hline 30.65 \end{array}$$

$$\begin{array}{r} 3. \quad \overset{5}{9}9.\overset{3}{6} \\ \times .006 \\ \hline 5976 \\ 000 \\ 000 \\ \hline 05.976 \end{array}$$

$$\begin{array}{r} 4. \quad .042 \\ \times .02 \\ \hline 0084 \\ 000 \\ \hline 00.084 \end{array}$$

$$\begin{array}{r} 5. \quad \overset{2}{1}.\overset{2}{6}8 \\ \times .30 \\ \hline 000 \\ 504 \\ \hline 50.40 \end{array}$$

$$\begin{array}{r} 6. \quad \overset{23}{7}.\overset{12}{86} \\ \times 0.34 \\ \hline 3144 \\ 2358 \\ \hline 267.24 \end{array}$$

$$\begin{array}{r} 7. \quad \overset{56}{.}078 \\ \times .078 \\ \hline 624 \\ 546 \\ 000 \\ \hline 06.084 \end{array}$$

$$\begin{array}{r} 8. \quad \overset{1}{3}6.2 \\ \times 0.21 \\ \hline 362 \\ 724 \\ \hline 76.02 \end{array}$$

$$\begin{array}{r} 9. \quad .003 \\ \times .61 \\ \hline 003 \\ 018 \\ \hline 00.183 \end{array}$$

$$\begin{array}{r} 10. \quad 0.78 \times 5.91 = \\ \overset{37}{0}.\overset{47}{78} \\ \times 5.91 \\ \hline 078 \\ 702 \\ 390 \\ \hline 460.98 \end{array}$$

11. Scarlet bought a dozen cupcakes. Each cupcake cost \$3.25. How much money did Scarlet spend?

$$\begin{array}{r} \$3.25 \\ \times 12 \\ \hline 650 \\ 325 \\ \hline \$39.00 \end{array}$$

12. Find the area of the rectangle.



21.8 cm

33.6 cm

$$\begin{array}{r} \overset{2}{2}1.\overset{4}{8} \\ \times 33.6 \\ \hline 1308 \\ 654 \\ 654 \\ \hline 7324.8 \end{array}$$

Mathematics: Identifying and Addressing Student Errors

Level A • Case 2

Background

Student: Madison

Age: 8

Grade: 2nd

Scenario

Madison is a bright and energetic third-grader with a specific learning disability in math. Her class just finished a chapter on money, and her teacher, Ms. Brooks, was pleased with Madison's performance. Ms. Brooks believes that Madison's success was largely due to the fact that she used play money to teach concepts related to money. As is noted in Madison's individualized education program (IEP), she more easily grasps concepts when using concrete objects (i.e., manipulatives such as play coins and dollar bills). In an attempt to build on this success, Ms. Brooks again used concrete objects—in this case, cardboard clocks with movable hands—to teach the chapter on telling time. The class is now halfway through that chapter, and to Ms. Brooks' disappointment, Madison seems to be struggling with this concept. Consequently, Ms. Brooks decides to conduct an error analysis on Madison's most recent quiz.

Possible Strategies

- Collecting Data
- Identifying Error Patterns



Assignment

1. Read the *Introduction*.
2. Read the STAR Sheets for the possible strategies listed above.
3. Score Madison's quiz below by marking each incorrect response.
4. Examine the scored quiz and determine Madison's error pattern.

Answer Key

1) 3:00

2) 9:25

3) 7:15

4)



5)



6)




7)



8)



9)

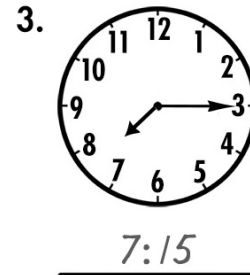
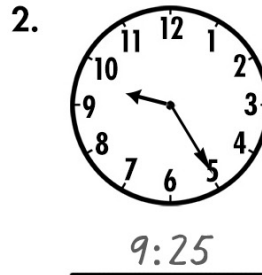
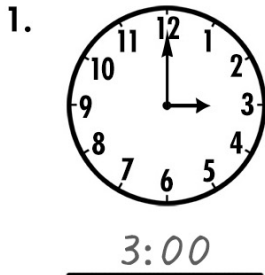


10)

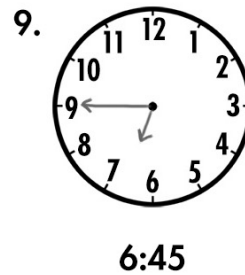



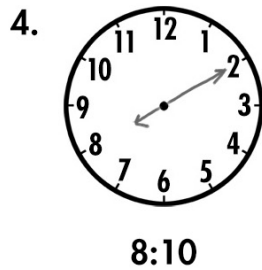


Name: Madison Date: 11/10/xx


For problems 1–3, write the time in the blank provided.



For problems 4–10, draw the hands on the clock for the time indicated below the clock.



10. Mia and her friends are going to a movie. The movie starts at a quarter past two. Draw the hands on the clock to show what time the movie starts.



Mathematics: Identifying and Addressing Student Errors

Level B • Case 1

Background

Student: Shayla

Age: 10

Grade: 5th

Scenario

Shayla and her family just moved to a new school district. Her math class is currently learning how to add and subtract fractions with unlike denominators. Shayla's math teacher, Mr. Holden, is concerned because Shayla is performing poorly on assignments and quizzes. Before he can provide instruction to target Shayla's skill deficits or conceptual misunderstandings, he needs to determine why she is having difficulty. For this reason, he decides to conduct an error analysis to discover what type of errors she is making.

Possible Strategies

- Collecting Data
- Identifying Error Patterns
- Word Problems: Additional Error Patterns



Assignment

1. Read *Introduction*.
2. Read the STAR Sheets for the possible strategies listed above.
3. Score Shayla's assignment below by marking each incorrect digit.
4. Examine the scored assignment and discuss at least three possible reasons for Shayla's error pattern.

Answer Key

1) $\frac{4}{8}$

2) $\frac{3}{18}$

3) $\frac{6}{12}$

4) $\frac{1}{10}$

5) $\frac{5}{6}$

6) $\frac{7}{8}$

7) $\frac{3}{4}$

8) 0

9) $\frac{1}{4}$

10) $\frac{7}{16}$

11) $\frac{2}{6}$

12) $\frac{5}{8}$

13) $\frac{3}{6}$

Name: Shayla Date: 2/17/xx

1. $\frac{1}{4} + \frac{2}{8} =$

$$\frac{2}{8} + \frac{2}{8} = \frac{4}{8}$$

2. $\frac{7}{18} - \frac{2}{9} =$

$$\frac{7}{18} - \frac{4}{18} = \frac{3}{18}$$

3. $\frac{1}{6} + \frac{4}{12} =$

$$\frac{2}{12} + \frac{4}{12} = \frac{6}{12}$$

4. $\frac{5}{10} - \frac{2}{5} =$

$$\frac{5}{10} - \frac{4}{10} = \frac{1}{10}$$

5. $\frac{3}{3} - \frac{1}{6} =$

$$\frac{6}{6} - \frac{1}{6} = \frac{5}{6}$$

6. $\frac{3}{8} + \frac{2}{4} =$

$$\frac{3}{8} + \frac{4}{8} = \frac{7}{8}$$

7. $\frac{1}{2} + \frac{1}{4} =$

$$\frac{2}{4} + \frac{1}{4} = \frac{3}{4}$$

8. $\frac{3}{15} - \frac{1}{5} =$

$$\frac{3}{15} - \frac{3}{15} = 0$$

9. Liam's mother had 2 pies. One was chocolate and one was lemon. She gave Liam $\frac{1}{2}$ of the lemon pie and she gave his brother $\frac{1}{4}$ of the chocolate pie. How much more pie did she give Liam?

$$\frac{1}{2} + \frac{1}{4} = \frac{2}{4} + \frac{1}{4} = \frac{3}{4} \text{ of a pie}$$

10. Kiley is keeping track of how much it rains at her house. She is using a 6 inch rain gauge. Monday she measured $\frac{5}{16}$ inches of rain. Tuesday she measured $\frac{1}{8}$ inches of rain. How much has it rained at Kiley's house altogether?

$$\frac{5}{16} + \frac{1}{8} = \frac{5}{16} + \frac{2}{16} = \frac{7}{16} \text{ inches}$$

11. Mrs. Dale's science class is growing beans. Last week Emmy's bean grew $\frac{5}{6}$ inch. Tyler's bean grew $\frac{1}{2}$ inch. Find the difference between how much Emmy's bean grew and how much Tyler's bean grew?

$$\frac{5}{6} + \frac{1}{2} = \frac{5}{6} + \frac{3}{6} = \frac{8}{6} \text{ inches}$$

12. Della is cutting paper for an origami art project. She needs to cut off $\frac{7}{8}$ cm. So far she has cut off $\frac{1}{4}$ cm. How much more does she need to cut off?

$$\frac{7}{8} + \frac{1}{4} = \frac{7}{8} + \frac{2}{8} = \frac{9}{8} \text{ cm}$$

13. For spirit day, the students can wear blue or gold. Mr. Barton has 30 students in his class. On spirit day, $\frac{1}{3}$ of the students wore blue and $\frac{1}{6}$ of the class wore gold. In total, how many students wore spirit colors?

$$\frac{1}{3} + \frac{1}{6} = \frac{2}{6} + \frac{1}{6} = \frac{3}{6} \text{ of the students}$$

Mathematics: Identifying and Addressing Student Errors

Level B • Case 2

Background

Student: Elías

Age: 7

Grade: 2nd

Scenario

A special education teacher at Bordeaux Elementary School, Mrs. Gustafson has been providing intensive intervention to Elías, who has a learning disability, and collecting progress monitoring data for the past six weeks. His data indicate that he is not making adequate progress to meet his end-of-year goals. Mrs. Gustafson has decided that she needs to conduct a diagnostic assessment to identify areas of difficulty and to determine specific instructional needs. As part of the diagnostic assessment, Mrs. Gustafson conducts an error analysis using Elías' progress monitoring data.

Possible Activities

- Collecting Data
- Identifying Error Patterns
- Determining Reasons for Errors



Assignment

1. Read the *Introduction*.
2. Read the STAR Sheets for the possible strategies listed above.
3. Score Elías' progress monitoring probe below by marking each incorrect digit.
4. When Mrs. Gustafson scores the probe, she finds two possible explanations. One is that Elías is making a conceptual error, and the other is that he doesn't understand or is not applying the correct procedure.
 - a. Assume that his error pattern is procedural. Describe Elías' possible procedural error pattern.
 - b. Assume that his error pattern is conceptual. Describe Elías' possible conceptual error pattern.
5. Because the instructional adaptations Mrs. Gustafson will make will depend on Elías' error pattern, she must be sure of the reasons for his errors. Explain at least one strategy Mrs. Gustafson could use to determine Elías' error type.

Answer Key

- | | | | | |
|-------|-------|--------|-------|--------|
| 1) 40 | 2) 87 | 3) 45 | 4) 22 | 5) 42 |
| 6) 34 | 7) 5 | 8) 122 | 9) 5 | 10) 80 |

Name: Elids Date: 2/17/xx

For illustrative purposes, only 10 of the 25 problems are shown.

1.	$\begin{array}{r} 18 \\ + 22 \\ \hline 310 \end{array}$	2.	$\begin{array}{r} 74 \\ + 13 \\ \hline 87 \end{array}$	3.	$\begin{array}{r} 66 \\ - 21 \\ \hline 45 \end{array}$	4.	$\begin{array}{r} 99 \\ - 77 \\ \hline 22 \end{array}$	5.	$\begin{array}{r} 13 \\ + 29 \\ \hline 312 \end{array}$
----	---	----	--	----	--	----	--	----	---

6.	$\begin{array}{r} 96 \\ - 62 \\ \hline 34 \end{array}$	7.	$\begin{array}{r} 57 \\ - 52 \\ \hline 5 \end{array}$	8.	$\begin{array}{r} 83 \\ + 39 \\ \hline 1112 \end{array}$	9.	$\begin{array}{r} 20 \\ - 15 \\ \hline 5 \end{array}$	10.	$\begin{array}{r} 61 \\ + 19 \\ \hline 710 \end{array}$
----	--	----	---	----	--	----	---	-----	---

Mathematics: Identifying and Addressing Student Errors Level C • Case 1

Background

Student: Wyatt

Age: 12

Grade: 6th

Scenario

Mr. Goldberg has been teaching a unit on fractions. He was pleased that all of his students seemed to quickly master adding and subtracting two fractions. However, when he began teaching the students how to multiply fractions, a small number of them did not readily learn the content. But after a quick mini-lesson, it appears that all but three students seem to understand how to solve the problems. One of these students, Wyatt, seems to be really struggling. Mr. Goldberg determines that he needs to collect some data to help him decide what type of error Wyatt is making so that he can provide appropriate instruction to help Wyatt be successful. To do so, he decides to evaluate Wyatt's most recent independent classroom assignment.



Assignment

1. Read the *Introduction*.
2. Read the STAR Sheets.
3. Score Wyatt's classroom assignment below by marking each incorrect digit.
4. Review Wyatt's scored assignment sheet.
 - a. Describe Wyatt's error pattern.
 - b. Discuss any exceptions to this error pattern. What might these indicate?
5. Based on Wyatt's error pattern, which of the two strategies described in the Addressing Error Patterns STAR Sheet would you recommend that Mr. Goldberg use to remediate this error? Explain your response.

Answer Key

- | | | | | |
|---------------------|---------------------|-------------------------|-----------------------------------|--------------------|
| 1) $\frac{1}{8}$ | 2) $\frac{2}{9}$ | 3) $\frac{14}{48}$ | 4) $\frac{12}{25}$ | 5) $\frac{21}{56}$ |
| 6) $\frac{12}{121}$ | 7) $\frac{24}{108}$ | 8) $\frac{48}{48}$ or 1 | 9) $\frac{2}{6}$ or $\frac{1}{3}$ | 10) $\frac{1}{4}$ |
| 11) $\frac{2}{12}$ | 12) $\frac{6}{12}$ | | | |

Name: WyattDate: 10/16/xx

1. $\frac{1}{2} \times \frac{1}{4} = \frac{1}{8}$

2. $\frac{1}{3} \times \frac{2}{3} = \frac{2}{9}$

3. $\frac{2}{6} \times \frac{7}{8} = \frac{14}{48}$

4. $\frac{3}{5} \times \frac{4}{5} = \frac{12}{25}$

5. $\frac{3}{7} \times \frac{7}{8} = \frac{21}{56}$

6. $\frac{2}{11} \times \frac{6}{11} = \frac{12}{121}$

7. $\frac{8}{9} \times \frac{3}{12} = \frac{24}{108}$

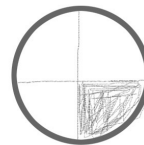
8. $\frac{6}{8} \times \frac{8}{6} = \frac{48}{48} = 1$

9. Alvia wants to bake a small cake, so she wants to reduce the ingredients by $\frac{1}{2}$. The recipe calls for $\frac{2}{3}$ cup of flour. How much flour should Alvia use?

$$\frac{1}{2} \times \frac{2}{3} = \frac{2}{6} = \frac{1}{3} \text{ cups}$$

10. Marqueze and another friend are splitting a pizza equally, so he has $\frac{1}{2}$ of a pizza. He then shares $\frac{1}{2}$ of his pizza with Rylan. How much of the whole pizza did Rylan get?

$$\frac{1}{2} \times \frac{1}{2} = \frac{1}{4} \text{ of the pizza}$$



11. There is an after-school meeting on Friday for all boys interested in playing soccer next year. Half of Mr. Bartlett's class is boys and $\frac{2}{6}$ of the boys plan to go to the meeting. How many of Mr. Bartlett's students are planning to attend?

$$\frac{1}{2} \times \frac{2}{6} = \frac{2}{12} \text{ of the students}$$

12. Avery is making an apron. She buys $\frac{2}{3}$ yards of fabric, but she only uses $\frac{3}{4}$ of the fabric she bought. How many yards of fabric did she use to make her apron?

$$\frac{2}{3} \times \frac{3}{4} = \frac{6}{12} \text{ yards}$$